


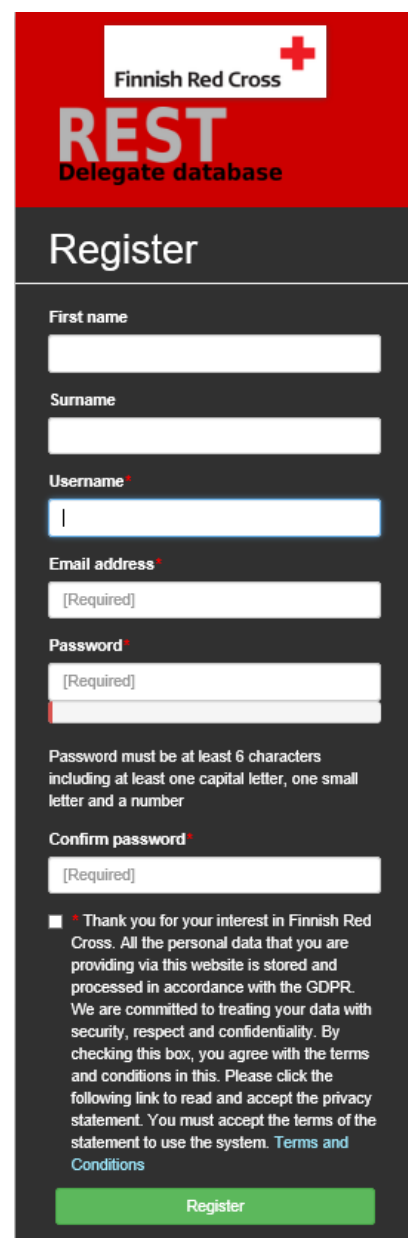
## GUIDE TO REGISTRATION IN REST

- 1) Go to <https://rest.redcross.fi/auth/login>
- 2) Click “Register your application” (blue button below login)



The screenshot shows the login page for the REST Delegate database. At the top, there is a red header with the Finnish Red Cross logo and the text "REST Delegate database". Below the header, there is a white input field for the username, a "Password" label, another white input field for the password, and a blue "Log in" button. Below the password field, there is a link for "Reset password?". At the bottom, there is a blue button labeled "Register your application".

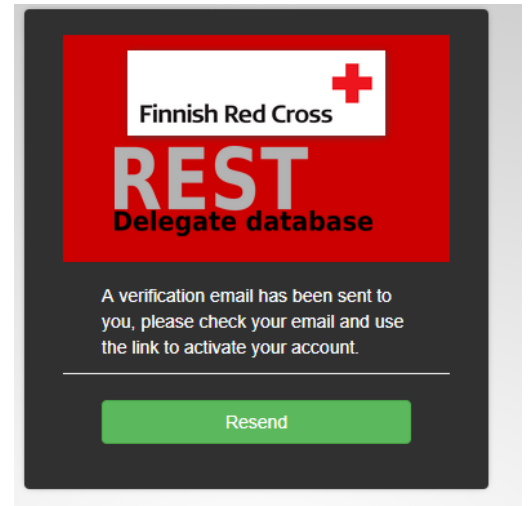
- 2) Fill in the information required and click “Register” (green button below) – also make sure to follow the instructions in the form of your password (minimum 6 characters including at least one capital letter, one small letter and a number)



The screenshot shows the registration page for the REST Delegate database. At the top, there is a red header with the Finnish Red Cross logo and the text "REST Delegate database". Below the header, there is a dark grey section with the title "Register". The form contains several input fields: "First name", "Surname", "Username", "Email address", "Password", and "Confirm password". Each field has a "[Required]" label. Below the password field, there is a note: "Password must be at least 6 characters including at least one capital letter, one small letter and a number". At the bottom, there is a green button labeled "Register".

\* Thank you for your interest in Finnish Red Cross. All the personal data that you are providing via this website is stored and processed in accordance with the GDPR. We are committed to treating your data with security, respect and confidentiality. By checking this box, you agree with the terms and conditions in this. Please click the following link to read and accept the privacy statement. You must accept the terms of the statement to use the system. [Terms and Conditions](#)

3. After submitting your registration information the system will inform you about a verification email sent to the email you registered with.



4. Log in to your own email, click the verification link and sign in

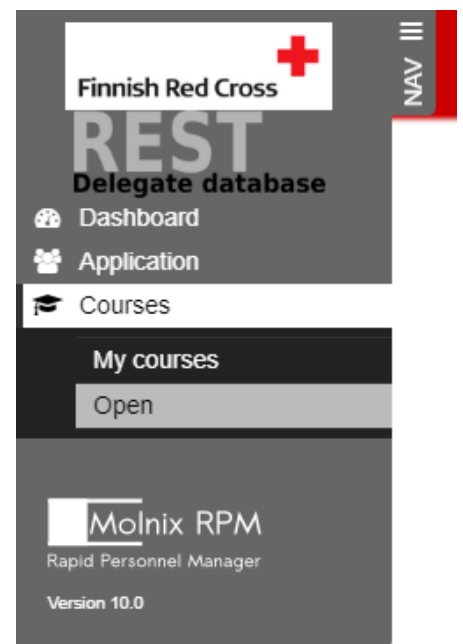
**NOTE! Sometimes the verification email can be directed to your junk email folder because of your personal email security settings, remember to check trash folder for this and check that your email is not set to block all automatic emails.**

5. Accept the privacy policy statement

6. After logging in you can fill in your application information and motivation letter

7. When your application is ready to be submitted click "Courses" on the navigation panel on the left and go to "Open" courses remember to click "Apply" to IMPACT training

8. After submitting your application you are still able to add information and/or attachments



#### Common problems:

- The system does not allow you to register: please check first your password matches the requirements and has minimum 6 characters including at least one capital letter, one small letter and a number
- You did not receive the verification link to your email: first check your trash folder, if the verification email is not in your trash folder either, fill in the login information to login and the system will resend the verification link - again check your email for the link and sign in using the link.
- You did receive the verification link, but you are still unable to login: please contact [recruitment@redcross.fi](mailto:recruitment@redcross.fi)